







+91 9112-207-207 (tel:9112-207-207) +91 9028-258-800 (tel:9028258800)  admissions@mitsde.com

 **Enrolled** Student Support (<https://elibrary.mitsde.com/callmeback.php>)

 (<http://www.facebook.com/MITPuneDistanceEducationOnline/>)  (<http://twitter.com/MITSDE1>)

 (<https://www.linkedin.com/school/mitsde>)  (<http://www.youtube.com/c/MITSDEPune>)



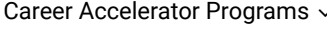



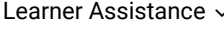

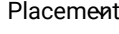
 (<https://www.instagram.com/mitdistanceeducation/>)

**Final announcement** - Last **day** left!! Apply before **28th February'24** to enroll in final batch of 2023-24. **Call now- 9112-207-207 / 9028-258-800.** 

[APPLY NOW \(HTTPS://MITSDE.COM/APPLY/REGISTER/INDEX.PHP\)](https://mitsde.com/apply/register/index.php)

 **MIT** | School of  
Distance Education

Approved by AICTE, Govt. of India.

 **Programs** ([index.html](#))   **Career Accelerator Programs**   **Application**   **Learner Assistance**   **Placement**

## Thank You for Payment.

### -----Fee Payment Details-----

Student Name : Manish Kumar  
Email ID : sharma.ishant209@gmail.com  
Mobile No : 8397068416  
Course : Logistics and Supply Chain Management  
Fees Type : Project Evaluation Fees  
Pay Fee : 1500.00  
Payment ID : 113202846891  
Payment Status : Success

  
(tel:9112-

[Chat with Career Expert!](#)

20/-  
207)

# MIT

📍 MIT Alandi Campus, Pune -412105, Maharashtra (India).

☎ +91 9112-207-207 (tel:9112207207) (Admission)

☎ +91 9028-258-800 (tel:9028258800) (Admission)

admissions@mitsde.com

Quick Contact  
Links

**ENROLLED STUDENT SUPPORT** (<https://elibrary.mitsde.com/callmeback.php>)

**Contact (ContactUs)**

**Apply Now** (<https://mitsde.com/apply/register/index.php>)

**Download** (<https://mitsde.com/DownloadBrochure>)

**Blog** (<https://blog.mitsde.com/>)

**Careers** (<https://mitsde.com/Careers>)

**Admissions** (<https://mitsde.com/admission-process>)

**Placement** (<https://mitsde.com/placement>)

**Mentor Links** (<https://mitsde.com/AboutMentorLinks>)

## Our Programs

Dual Degree - PGDM And EMBA (dual-emba)

---

Executive MBA (executive-mba)

---

PGCM (post-graduate-certificate)

---

PGDM (Executive) (PGDMExecutive)

---

PGDM (OneYearPGDCourses)

---

PGDBA (TwoYearPGDCourse)

**About Us** (<https://mitsde.com/aboutMIT>)

**Why MITSDE** (<https://mitsde.com/AboutMITSDE>)

**Recognition & Approval** (<https://mitsde.com/RecognitionApproval>)

**Mandatory Disclosures** (<https://mitsde.com/mandatory-disclosure>)

**My Account**

**Refer a Friend** (<https://mitsde.com/referfriend>)

**Feedback** (<https://mitsde.com/feedback>)

**Read More**

Quick Contact  
(tel:9112-

**Chat with Career Expert!**

20/-  
207)

First Name\*

Email\*

MobileNumber\*

Select State

Select Highest Qualification

I authorize MIT-SDE representative to contact me, this will override DND/NDNC registry and **subscribe to newsletter**

SUBMIT

Quick Contact

## PGDM Programs

- PGDM in Project Management (PGDInProjectMng.php)**
- PGDM in Operations Management (PGDInOperationsMng.php)**
- PGDM in Human Resource Management (PGDInHumanResourceMng.php)**
- PGDM in Information Technology (PGDInInformationTechnology.php)**
- PGDM in Marketing Management (PGDInMarketingMng.php)**
- PGDM in Finance Management (PGDInFinanceMng.php)**
- PGDM in Logistics and Supply Chain Management (PGDInSupplyChainMng.php)**
- PGDM in Material Management (PGDInMaterialsMng.php)**
- PGDM in Banking & Financial Services (PGDInFinancialService.php)**
- PGDM in Construction And Project Management (PGDInConstructionAndProjectManagement.php)**

## Career Accelerator Programs

- Advanced Certificate in UI/UX (certifications/advanced-certificate-in-ui-ux)**
- AI in Digital Marketing (certifications/ai-in-digital-marketing)**

Copyright © 2024. Designed by MITSDE (index.php). All Rights Reserved.

  
(tel:9112-

Chat with Career Expert!